

Mastering Drupal 8 Views

Gregg Marshall

Amanda Marshall

<http://bit.ly/D8Views>



About Gregg

- Digital Technology Developer Manager
Drupal Architect

The logo for Accenture Digital, featuring the word "accenture" in black lowercase letters with a yellow chevron above the 'u', followed by "digital" in yellow lowercase letters.

- drupal.org since 2006
- 1st DrupalCon 2010 San Francisco



About Amanda

- BS Business, CU Denver
- Graduate certificate energy & sustainability, DU
- Drupaleasy Academy graduate
- drupal.org since 2008
- 1st DrupalCon 2017 Baltimore
- Intern on a UN humanitarian response Drupal site
- Looking for 1st Drupal developer job



Aided by Jackson



Disclaimer

All content provided in this presentation is my personal opinions and for informational purposes only. I am speaking for myself. I am not presenting as a representative of my employers.

Neither my employers nor I make any representation regarding, and assumes no responsibility or liability for, the accuracy or completeness of, or any errors or omissions in, any information contained herein.





What is Views?

- Views == Views module
(before D8 <http://drupal.org/project/views>)
- Creates dynamic lists
- A “report writer”
- View == a single list



Why Views?

5 Most recent blog posts block

- Manual
 - Add blog post
 - Edit block with title and link
- Automatic (aka Views)
 - Add blog post
 - Block updates



Views is in Drupal 8 Core

- Views was #1 Drupal 7 contributed module
- D7 required Views and CTools contributed modules
- Many Drupal administration pages are now views



Components of a View

- Base / View Type
- Display
- Format
- Display type
- Filter
- Sort



A Quick Overview View Edit Screen

Displays

Block [+ Add](#) Edit view name/description ▼

Display name: Block Duplicate Block ▼

TITLE Title: Open Houses for One Property	BLOCK SETTINGS Block name: None	▼ ADVANCED
FORMAT Format: Unformatted list Settings Show: Fields Settings	Block category: Lists (Views) Allow settings: Items per page Access: Permission View published content	CONTEXTUAL FILTERS Add ▼ Content: Open House Property Reference
FIELDS Add ▼ Content: Title Content: Open House Start Content: Open House Start Content: Open House End	HEADER Add ▼ Global: Text area (Global: Text area)	RELATIONSHIPS Add ▼ field_open_house_property_refere: Content
FILTER CRITERIA Add ▼ Content: Publishing status (= Yes) Content: Type (= Open House)	FOOTER Add	EXPOSED FORM Exposed form style: Basic Settings
SORT CRITERIA Add ▼ Content: Open House Start (asc)	NO RESULTS BEHAVIOR Add	OTHER Machine Name: block_1 Administrative comment: None Use AJAX: No Hide attachments in summary: No Contextual links: Shown Use aggregation: No Query settings: Settings Caching: Tag based CSS class: None Hide block if the view output is empty: No
PAGER Use pager: Display a specified number of items 5 items More link: No Link display: None		

[Save](#) [Cancel](#)

Quick Overview

View Edit Screen



Displays

Block

+ Add

Display name: Block

TITLE

Title: Open Houses for One Property

FORMAT

Format: Unformatted list | Settings

Show: Fields | Settings

FIELDS

Add

Content: Title

Content: Open House Start

Content: Open House Start

Content: Open House End

FILTER CRITERIA

Add

Content: Publishing status (= Yes)

Content: Type (= Open House)

SORT CRITERIA

Add

Content: Open House Start (asc)

Save

Cancel

Quick Overview

View Edit Screen

BLOCK SETTINGS

Block name: None

Block category: Lists (Views)

Allow settings: Items per page

Access: Permission | View published content

HEADER

Add

Global: Text area (Global: Text area)

FOOTER

Add

NO RESULTS BEHAVIOR

Add

PAGER

Use pager: Display a specified number of items | 5 items

More link: No

Link display: None



Quick Overview

View Edit Screen

Edit view name/description ▾

Duplicate Block ▾

▼ ADVANCED

CONTEXTUAL FILTERS Add ▾

Content: [Open House Property Reference](#)

RELATIONSHIPS Add ▾

field_open_house_property_refere: [Content](#)

EXPOSED FORM

Exposed form style: [Basic](#) | [Settings](#)

OTHER

Machine Name: [block_1](#)

Administrative comment: [None](#)

Use AJAX: [No](#)

Hide attachments in summary: [No](#)

Contextual links: [Shown](#)

Use aggregation: [No](#)

Query settings: [Settings](#)

Caching: [Tag based](#)

CSS class: [None](#)

Hide block if the view output is empty: [No](#)



Editing an Existing View Content List

Back to site Manage Shortcuts Lynn Subscription active (expires 2016/11/16)

Content Structure Appearance Extend Configuration People Reports Help

Content

Content Comments Feeds Files To Be Published

Home » Administration

+ Add content

Published status: - Any - Type: - Any - Title: Language: - Any -

Filter

With selection: Delete content

Apply

TITLE	CONTENT TYPE	AUTHOR	STATUS	UPDATED	OPERATIONS
2006 NE Newport Ct	Property	siteadmin	Published	02/14/2016 - 16:06	Edit
1100 NW Heatherwood Dr	Property	siteadmin	Published	02/14/2016 - 13:29	Edit
How Far Away is Denver?	FAQ	Lynn	Published	02/06/2016 - 15:17	Edit
What is the population of Blue Springs?	FAQ	Lynn	Published	02/06/2016 - 14:31	Edit
404 NW Nottingham Ln	Property	siteadmin	Published	01/24/2016 - 09:20	Edit
900 NE Linz Ave	Property	siteadmin	Published	01/24/2016 - 09:20	Edit



Editing an Existing View

Desired Result

Property Maintenance ☆

Content Comments Feeds Files To Be Published

Home » Administration

+ Add content

Published status Address


- Any -

Filter

ADDRESS	STATUS	UPDATED	OPERATIONS
2006 NE Newport Ct	Published	02/14/2016 - 16:06	Edit
1100 NW Heatherwood Dr	Published	02/14/2016 - 13:29	Edit
404 NW Nottingham Ln	Published	01/24/2016 - 09:20	Edit
900 NE Linz Ave	Published	01/24/2016 - 09:20	Edit
1309 SW Sunrise Dr	Published	01/24/2016 - 09:19	Edit
21104 E 50th Street Ct S	Unpublished	01/24/2016 - 09:19	Edit
1808 SE Kenwood Dr	Published	01/24/2016 - 09:18	Edit
2517 NE 1st Ter	Published	12/13/2015 - 13:01	Edit
2705 NE Sonora Valley Dr	Published	12/13/2015 - 13:01	Edit

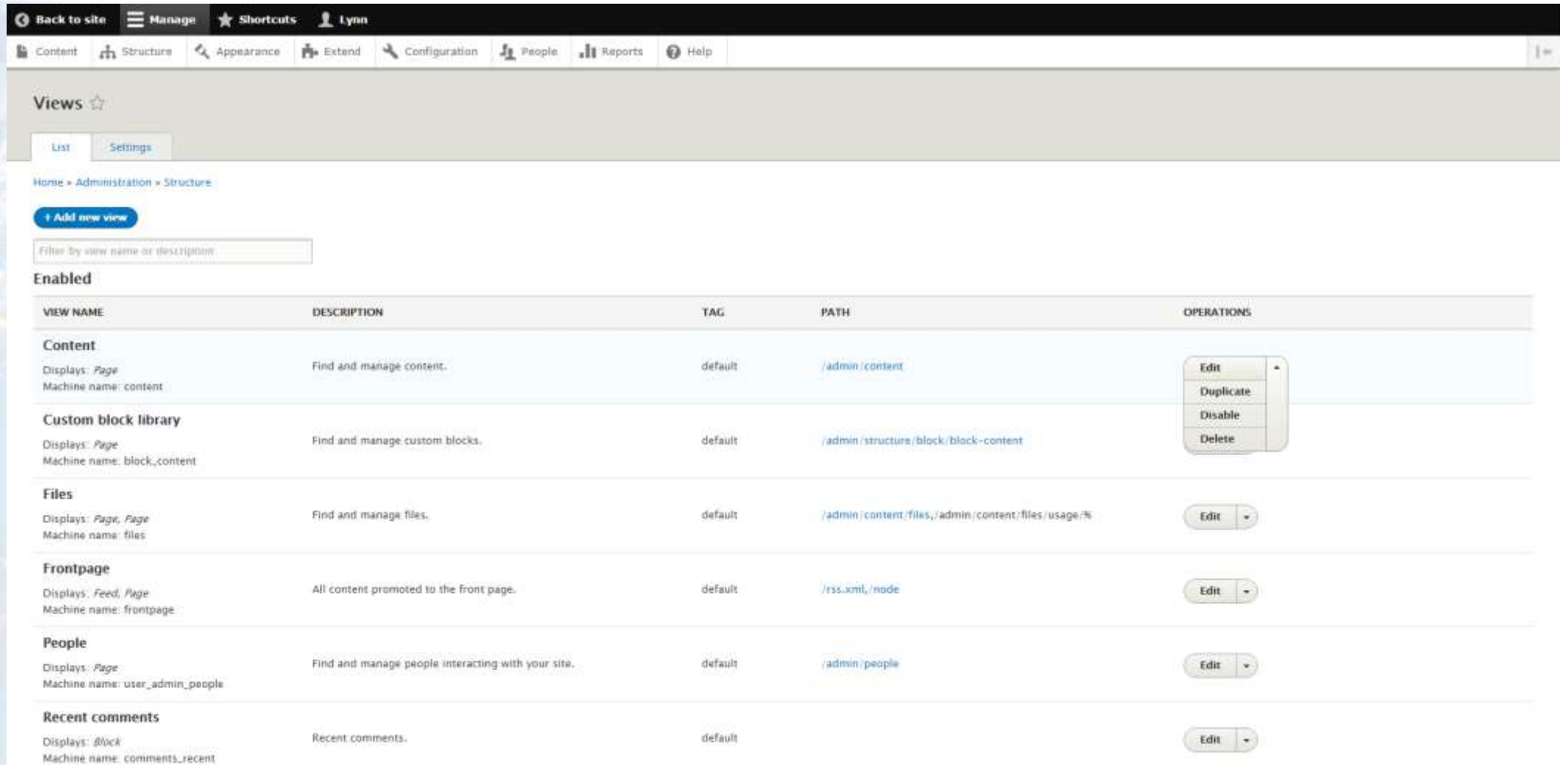


Later that day



Editing an Existing View

Views Listing Page



The screenshot shows the Drupal administration interface for the Views listing page. At the top, there is a navigation bar with links for 'Back to site', 'Manage', 'Shortcuts', and 'Lynn'. Below this is a secondary navigation bar with icons for 'Content', 'Structure', 'Appearance', 'Extend', 'Configuration', 'People', 'Reports', and 'Help'. The main content area is titled 'Views' and includes a 'List' tab and a 'Settings' tab. A breadcrumb trail reads 'Home > Administration > Structure'. A blue button labeled '+ Add new view' is positioned above a search input field with the placeholder text 'Filter by view name or description'. Below the search field, the section is titled 'Enabled' and contains a table of views.

VIEW NAME	DESCRIPTION	TAG	PATH	OPERATIONS
Content Displays: <i>Page</i> Machine name: content	Find and manage content.	default	/admin/content	Edit Duplicate Disable Delete
Custom block library Displays: <i>Page</i> Machine name: block_content	Find and manage custom blocks.	default	/admin/structure/block/block-content	Edit
Files Displays: <i>Page, Page</i> Machine name: files	Find and manage files.	default	/admin/content/files ; /admin/content/files/usage/%	Edit
Frontpage Displays: <i>Feed, Page</i> Machine name: frontpage	All content promoted to the front page.	default	/rss.xml ; /node	Edit
People Displays: <i>Page</i> Machine name: user_admin_people	Find and manage people interacting with your site.	default	/admin/people	Edit
Recent comments Displays: <i>Block</i> Machine name: comments_recent	Recent comments.	default		Edit



Editing an Existing View

Edit Screen

Content (Content) ☆

Home » Administration » Structure » Views

Displays

Page [+ Add](#)

Display name: Page

TITLE
Title: [Content](#)

FORMAT
Format: [Table](#) | [Settings](#)

FIELDS [Add](#)

- Content: Node operations bulk form
- Content: Title (Title)
- Content: Type (Content Type)
- (author) User: Name (Author)
- Content: Publishing status (Status)
- Content: Changed (Updated)
- Content: Operations links (Operations)

FILTER CRITERIA [Add](#)

- Content: Published status or admin user
- Content: Publishing status (grouped)
- Content: Type (exposed)
- Content: Title (exposed)
- Content: Translation language (exposed)

SORT CRITERIA [Add](#)

[Save](#) [Cancel](#)

Page: The title of this view

For: [All displays](#)

Title:

This title will be displayed with the view, wherever titles are normally displayed; i.e., as the page title, block title, etc.

[Apply \(all displays\)](#) [Cancel](#)

ADMINISTRATIVE TITLE

[Apply](#) [Cancel](#) [Remove](#)

Configure filter criterion: Content: Type

For: [All displays](#)

The node type:

Expose this filter to visitors, to allow them to change it

Operator

- Is one of
- Is not one of
- Is empty (NULL)
- Is not empty (NOT NULL)

Content types

- Select all
- Article
- Basic page
- FAQ
- Open House
- Property
- Property Owner
- Realtor

ADMINISTRATIVE TITLE

[Apply \(all displays\)](#) [Cancel](#) [Remove](#)

Editing an Existing View

Edit Screen

Content (Content) ☆

Home » Administration » Structure » Views

Displays

Page [+ Add](#)

Display name: Page

TITLE

Title: Content ←

FORMAT

Format: Table | Settings

FIELDS

[Add](#) ▾

Content: Node operations bulk form ←

Content: Title (Title) ←

Content: Type (Content Type) ←

(author) User: Name (Author) ←

Content: Publishing status (Status) ←

Content: Changed (Updated)

Content: Operations links (Operations)

FILTER CRITERIA

[Add](#) ▾

Content: Published status or admin user

Content: Publishing status (grouped)

Content: Type (exposed) ←

Content: Title (exposed)

Content: Translation language (exposed) ←

SORT CRITERIA

[Add](#)

[Save](#)

[Cancel](#)

Property Maintenance (Content) ☆

Home » Administration » Structure » Views

⚠ You have unsaved changes.

Displays

Page* [+ Add](#)

Display name: Page

TITLE

Title: Property Maintenance

FORMAT

Format: Table | Settings

FIELDS

[Add](#) ▾

Content: Title (Title)

Content: Publishing status (Status)

Content: Changed (Last Updated)

Content: Operations links (Operations)

FILTER CRITERIA

[Add](#) ▾

Content: Published status or admin user

Content: Publishing status (grouped)

Content: Type (= Property)

Content: Title (exposed)

SORT CRITERIA

[Add](#)

[Save](#)

[Cancel](#)

Why Views – Structured Content

- Drupal 7 added Fields
before D7, CCK module added Fields
- Relationships
D7 Entity Reference module
(Node Reference module)
- Text, Number, Boolean, File, Image, Reference
- Contributed – e.g. Geolocation



Example Data Structure

Real Estate Agency website

Property

Label	Machine name	Field type
Property Address 2	field_property_address_2	Text (plain)
Property Asking Price	field_property_asking_price	Number (decimal)
Property City	field_property_city	Text (plain)
Property County	field_property_county	Entity reference (County)
Property Description	body	Text (formatted, long, with summary)
Property Featured	field_property_featured	Boolean
Property Featured Image	field_property_featured_image	Image
Property Geolocation	field_property_geolocation	Geolocation
Property Image Gallery	field_property_image_gallery	Image
Property Listed Date	field_property_listed_date	Date
Property Neighborhood	field_property_neighborhood	Entity reference (Neighborhood)
Property Number Bathrooms	field_property_number_bathrooms	List (text)
Property Number Bedrooms	field_property_number_bedrooms	Number (integer)
Property Owners	field_property_owners	Entity reference (Property Owner)
Property PDF Listing	field_property_pdf_listing	File
Property Realtors	field_property_realtors	Entity reference (Realtor)
Property Square Footage	field_property_square_footage	Number (integer)
Property State	field_property_state	Text (plain)
Property Status	field_property_status	List (text)
Property Zip	field_property_zip	Text (plain)

Owner (Realtor)

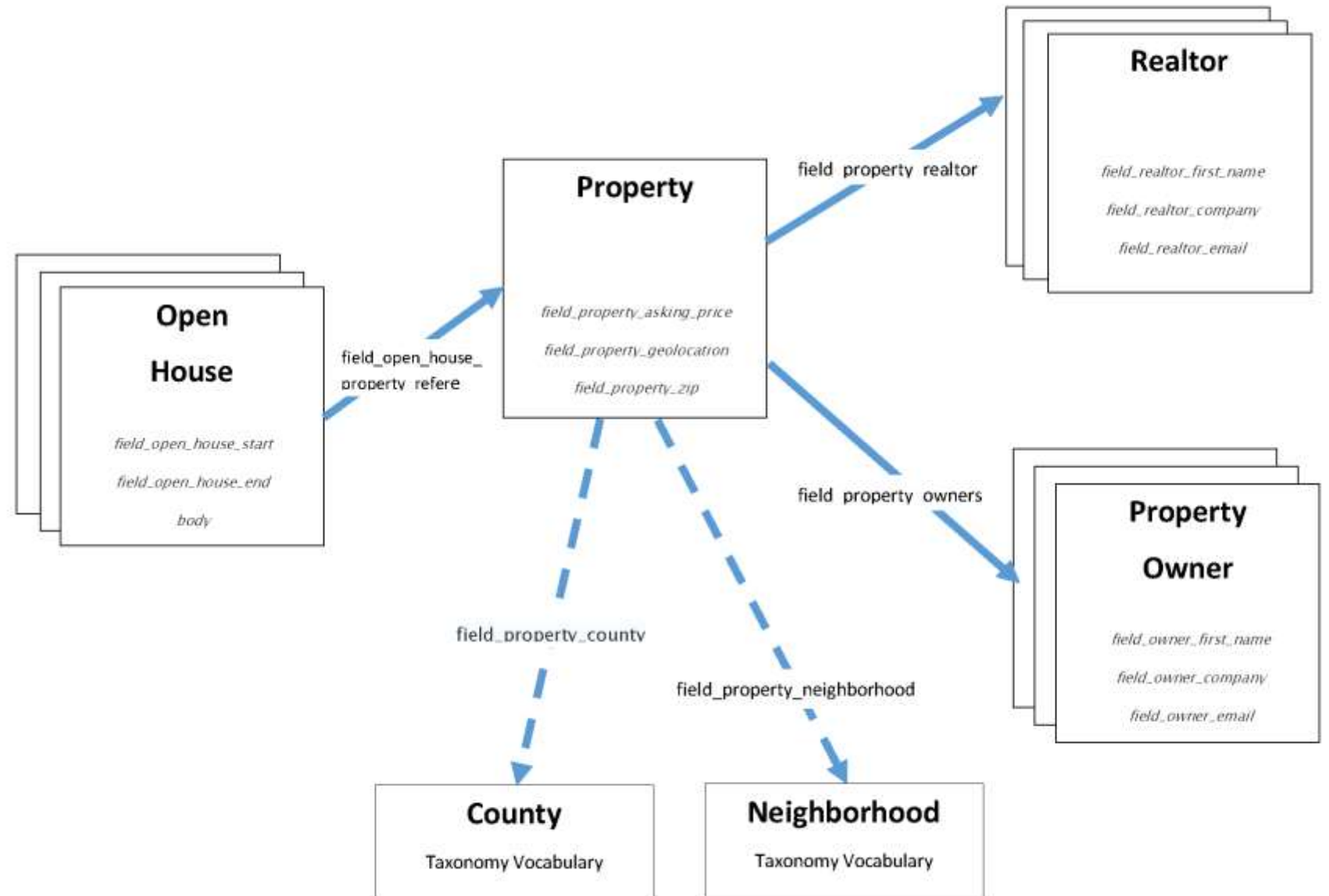
Label	Machine name	Field type
Owner Address 1	field_owner_address_1	Text (plain)
Owner Address 2	field_owner_address_2	Text (plain)
Owner City	field_owner_city	Text (plain)
Owner Company	field_owner_company	Text (plain)
Owner Email	field_owner_email	Email
Owner First Name	field_owner_first_name	Text (plain)
Owner Last Name	field_owner_last_name	Text (plain)
Owner Phone	field_owner_phone	Telephone number
Owner State	field_owner_state	Text (plain)
Owner Zip	field_owner_zip	Text (plain)

Open House

Label	Machine name	Field type
Notes	body	Text (formatted, long, with summary)
Open House End	field_open_house_end	Date
Open House Property Reference	field_open_house_property_refere	Entity reference (Property)
Open House Start	field_open_house_start	Date



Real Estate Relationships



Creating a New View

- Wizard page
- Expanding form!
- Not all displays can be created via wizard



Creating a New View

Add new view ☆

[Home](#) » [Administration](#) » [Structure](#) » [Views](#)

VIEW BASIC INFORMATION

View name *

Description

VIEW SETTINGS

Show: of type: tagged with: sorted by:

PAGE SETTINGS

Create a page

BLOCK SETTINGS

Create a block

REST EXPORT SETTINGS

Provide a REST export

Save and edit

Cancel



Creating a New View



Add new view

Home » Administration » Structure » Views

VIEW BASIC INFORMATION

View name *

Available Property Listing Machine name: available_property_listing [link]

Description

List the properties that are available for sale

VIEW SETTINGS

Show: Content of type: Property sorted by: Newest first

PAGE SETTINGS

Create a page

Page title

Available Property Listing

Path

available-property-listing

PAGE DISPLAY SETTINGS

Display format:

Table of fields

Items to display

10

Use a pager

Create a menu link

Menu

Main navigation

Link text

What's For Sale

Include an RSS feed

Feed path

available-property-listing.xml

Feed row style

Content

BLOCK SETTINGS

Create a block

REST EXPORT SETTINGS

Provide a REST export

Save and edit

Cancel



Creating a New View

PAGE SETTINGS

Create a page

Page title

Path

PAGE DISPLAY SETTINGS

Display format:
 of fields

Items to display

Use a pager

Create a menu link

Menu

Link text

Include an RSS feed

Feed path

Feed row style



Base / View Type

- Content
- Content Revisions
- Comments
- Log Entries
- Files
- Taxonomy Terms
- Users
- Custom Blocks
- Custom Block Revisions
- (types added by contributed or custom modules)



Displays

- Page
- Block
- Master
- Attachment
- Embed
- Entity Reference
- Feed
- REST Export



Format Options

- Grid
- HTML List
- Unformatted List
- Table
- Contributed Modules
 - Accordion
 - Slide Show
 - Map



Format Options Have Settings

Page: Style options

Place fields into columns; you may combine multiple fields into the same column. If you do, the separator in the column specified will be used to separate the fields. Check the sortable box to make that column click sortable, and check the default sort radio to determine which column will be sorted by default, if any. You may control column order and field labels in the fields section.

FIELD	COLUMN	ALIGN	SEPARATOR	SORTABLE	DEFAULT ORDER	DEFAULT SORT	HIDE EMPTY COLUMN	RESPONSIVE
Title	Title	None		<input checked="" type="checkbox"/>	Ascending	<input type="radio"/>	<input type="checkbox"/>	High
Asking Price	Asking Price	Right		<input checked="" type="checkbox"/>	Ascending	<input type="radio"/>	<input type="checkbox"/>	High
# Bedrooms	# Bedrooms	None		<input checked="" type="checkbox"/>	Ascending	<input type="radio"/>	<input type="checkbox"/>	High
Square Feet	Square Feet	Right		<input checked="" type="checkbox"/>	Ascending	<input type="radio"/>	<input type="checkbox"/>	High
Neighborhood	Neighborhood	None		<input checked="" type="checkbox"/>	Ascending	<input type="radio"/>	<input type="checkbox"/>	High
None						<input checked="" type="radio"/>		

Grouping field Nr. 1
- None -

You may optionally specify a field by which to group the records. Leave blank to not group.

Row class

The class to provide on each row. You may use field tokens from as per the "Replacement patterns" used in "Rewrite the output of this field" for all fields.

Add views row classes
Add the default row classes like views-row-1 to the output. You can use this to quickly reduce the amount of markup the view provides by default, at the cost of making it more difficult to apply CSS.

Override normal sorting if click sorting is used

Enable Drupal style "sticky" table headers (javascript)
(Sticky header effects will not be active for preview below, only on live output.)

Caption for the table

A title semantically associated with your table for increased accessibility.

TABLE DETAILS

Show the empty text in the table
Per default the table is hidden for an empty view. With this option it is possible to show an empty table with the text in it.

Place fields into columns; you may combine multiple fields into the same column. If you do, the separator in the column specified will be used to separate the fields. Check the sortable box to make that column click sortable, and check the default sort radio to determine which column will be sorted by default, if any. You may control column order and field labels in the fields section.

Apply Cancel



Fields

FORMAT

Format: [Table](#) | [Settings](#)

FIELDS

Add



Content: Title (Title)

Content: Property Asking Price (Asking Price)

Content: Property Number Bedrooms (# Bedrooms)

Content: Property Square Footage (Square Feet)

Content: Property Neighborhood (Neighborhood)

FILTER CRITERIA

Add



Field Settings

Configure field: Watchdog: Timestamp

For
All displays ▼

Date when the event occurred.

Create a label

Exclude from display
Enable to load this field as hidden. Often used to group fields, or to use as token in another field.

Date format
Fallback date format format: Sat, 12/12/2015 - 16:38 ▼

Timezone
- Default site/user timezone - ▼
Timezone to be used for date output.

▶ **STYLE SETTINGS**

▶ **REWRITE RESULTS**

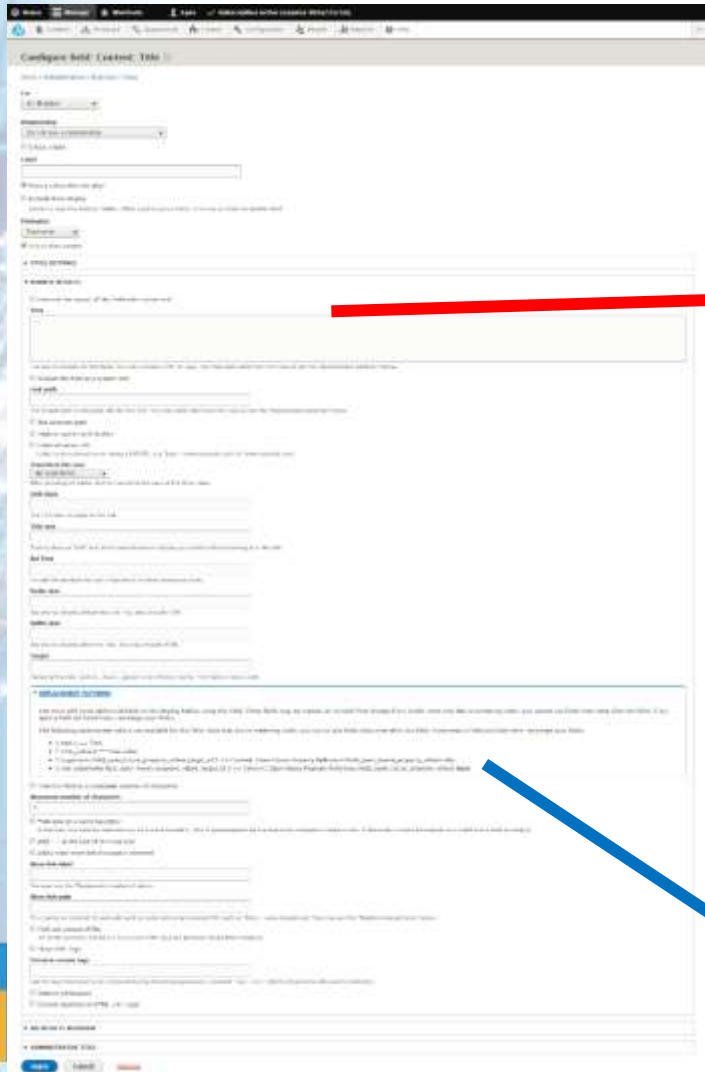
▶ **NO RESULTS BEHAVIOR**

▶ **ADMINISTRATIVE TITLE**

Apply (all displays) **Cancel** [Remove](#)



Field Rewrites



▼ REWRITE RESULTS

Override the output of this field with custom text

Text

The text to display for this field. You may include HTML or [Twig](#). You may enter data from this view as per the "Replacement patterns" below.

Output this field as a custom link

Link path

The Drupal path or absolute URL for this link. You may enter data from this view as per the "Replacement patterns" below.

Use absolute path

Replace spaces with dashes

External server URL

▼ REPLACEMENT PATTERNS

You must add some additional fields to this display before using this field. These fields may be marked as *Exclude from display* if you prefer. Note that fields must come after this field; if you need a field not listed here, rearrange your fields.

The following replacement tokens are available for this field. Note that due to rendering order, you cannot use fields that come after this field; if you need


- `{{ title }}` ==
- `{{ field_property_asking_price }}` ==
- `{{ field_property_number_bedrooms }}` ==
- `{{ field_property_square_footage }}` ==
- `{{ field_property_neighborhood }}` == Property Neighborhood
- `{{ field_property_neighborhood__target_id }}` == Raw target_id
- `{{ arguments.field_property_neighborhood_target_id }}` == Content: Property Neighborhood (field_property_neighborhood) title
- `{{ raw_arguments.field_property_neighborhood_target_id }}` == Content: Property Neighborhood (field_property_neighborhood) input



Field Rewrites

Power Tip

```
{% for letter in 'a'|upper..'m'|upper %}  
    * {{ letter }}  
{% endfor %}
```



```
* A * B * C * D * E * F * G * H * I * J * K * L * M
```



Filter Criteria

Configure filter criterion: Content: Property Square Footage (field_property_square_footage)

For
This page (override) ▼

Appears in: property.

Expose this filter to visitors, to allow them to change it

Filter type to expose

Single filter
 Grouped filters

Grouped filters allow a choice between predefined operator/value pairs.

Required

Label
Property Square Footage (field_property_square_fo)

Description

Operator
Is between ▼

Expose operator
Allow the user to choose the operator.

Min

And max

Remember the last selection
Enable to remember the last selection made by the user.

Filter identifier
field_property_square_footage_value
This will appear in the URL after the ? to identify this filter. Cannot be blank.

► ADMINISTRATIVE TITLE

Apply (this display) **Cancel** [Remove](#)



Exposed Filters

Available Property Listing

Square Footage **And** **Asking Price** **And**

Bedrooms **And** **Neighborhood**

- Buckner Tarsney and Major Road ^
- City Center
- Route 40
- Route 7 and Pink Hill Road
- U.S. Route 40 and 10th Street v

Apply

Title	Asking Price	# Bedrooms	Square Feet	Neighborhood
1808 SE Kenwood Dr	\$146,000.00	4	1,871 sq ft	

Title	Asking Price	# Bedrooms	Square Feet	Neighborhood
1100 NW Heatherwood Dr	\$197,000.00	3	2,052 sq ft	City Center
2006 NE Newport Ct	\$191,000.00	3	2,938 sq ft	City Center
2705 NE Sonora Valley Dr	\$57,000.00	1	1,117 sq ft	City Center


Title	Asking Price	# Bedrooms	Square Feet	Neighborhood
1309 SW Sunrise Dr	\$45,000.00	1	499 sq ft	Route 40



Contextual Filters

Filters configured via URL

<http://....com/available-property-listing-neighborhood/City%20Center>



Blue Drop Realty

[About Blue Springs](#) [What's For Sale](#) [About Us](#) [Tiny Houses](#)

[Home](#) » [Available Property Listing](#)

Search

Tools

[Recent content](#)

Available Property Listings for City Center

Square Footage And Asking Price

And # Bedrooms And

Neighborhood: [City Center](#)

Address	Asking Price	# Bedrooms	Square Feet	Neighborhood
1100 NW Heatherwood Dr	\$197,000.00	3	2,052 sq ft	City Center
2006 NE Newport Ct	\$191,000.00	3	2,938 sq ft	City Center
2705 NE Sonora Valley Dr	\$57,000.00	1	1,117 sq ft	City Center



Contextual Filters

Filters configured via URL

Available Property Listing (Content) ☆

Home » Administration » Structure » Views » Available property listing » Edit

⚠ You have unsaved changes.

Displays

Page Feed Tiny Houses Selectable Page Neighborhood Page* + Add

Edit view name/description

Display name: Neighborhood Page

TITLE

Title: Available Property Listing

FORMAT

Format: Table | Settings

FIELDS

Content: Title (Title)

Content: Property Asking Price (Asking Price)

Content: Property Number Bedrooms (# Bedrooms)

Content: Property Square Footage (Square Feet)

Content: Property Neighborhood (Neighborhood)

FILTER CRITERIA

Content: Publishing status (= Yes)

Content: Type (= Property)

Content: Property Square Footage (exposed)

Content: Property Asking Price (exposed)

Content: Property Number Bedrooms (exposed)

SORT CRITERIA

Content: Property Neighborhood (asc)

Content: Title (asc)

PAGE SETTINGS

Path: /available-property-list...

Menu: No menu

Access: Permission | View published content

HEADER

FOOTER

NO RESULTS BEHAVIOR

PAGER

Use pager: Full | Paged, 5 items

More link: No

ADVANCED

CONTEXTUAL FILTERS

Content: Property Neighborhood

RELATIONSHIPS

EXPOSED FORM

Exposed form in block: No

Exposed form style: Basic | Settings

OTHER

Machine Name: page_4

Administrative comment: None

Use AJAX: No

Hide attachments in summary: No

Contextual links: Shown

Use aggregation: No

Query settings: Settings

Caching: Tag-based

CSS class: None

Save

Cancel



Contextual Filters

Filters configured via URL

Configure contextual filter: Content: Property Neighborhood (field_property_neighborhood)

For
All displays ▼

Appears in: property.
The contextual filter values are provided by the URL.

▼ **WHEN THE FILTER VALUE IS *NOT* IN THE URL**

Default actions

- Display all results for the specified field
- Provide default value
- Show "Page not found"
- Display a summary
- Display contents of "No results found"
- Display "Access Denied"

▶ EXCEPTIONS

Skip default argument for view URL
Select whether to include this default argument when constructing the URL for this view. Skipping default arguments is useful e.g. in the case of feeds.

▼ **WHEN THE FILTER VALUE *IS* IN THE URL OR A DEFAULT IS PROVIDED**

- Override title
- Specify validation criteria

▶ ADMINISTRATIVE TITLE

▶ MORE

Apply (all displays) **Cancel** [Remove](#)



Sort Criteria

Content Structure Appearance Extend Configuration People Reports Help

Available Property Listing (Content) ☆

Home » Administration » Structure » Views

⚠ You have unsaved changes.

Displays

Page! Feed + Add Edit view name/description View Page

Display name: Page

TITLE
Title: Available Property Listing

FORMAT
Format: Table | Settings

FIELDS Add

- Content: Title (Title)
- Content: Property Asking Price (Asking Price)
- Content: Property Number Bedrooms (# Bedrooms)
- Content: Property Square Footage (Square Feet)
- Content: Property Neighborhood (Neighborhood)

FILTER CRITERIA Add

- Content: Publishing Status (Publishing Status)
- Content: Type (= Property)

Sort Criteria Add

- Content: Property Neighborhood (asc)
- Content: Title (asc)

PAGE SETTINGS

- Path: /available-property-list...
- Menu: Normal: What's For ...
- Access: Permission | View published content

HEADER Add

FOOTER Add

NO RESULTS BEHAVIOR Add

PAGER

- Use pager: Full | Paged, 5 items
- More link: No

ADVANCED

CONTEXTUAL FILTERS Add

RELATIONSHIPS Add

EXPOSED FORM

- Exposed form in block: No
- Exposed form style: Basic | Settings

OTHER

- Machine Name: page_1
- Administrative comment: None
- Use AJAX: No
- Hide attachments in summary: No
- Contextual links: Shown
- Use aggregation: No
- Query settings: Settings
- Caching: Tag based
- CSS class: None

Save Cancel



Sort Criteria

Configure sort criterion: Content: Authored on

For

All displays ▼

The time that the node was created.

Expose this sort to visitors, to allow them to change it

Order

- Sort ascending
- Sort descending

Granularity

- Second
- Minute
- Hour
- Day
- Month
- Year

The granularity is the smallest unit to use when determining whether two dates are the same; for example, if the granularity is "Year" then all dates in 1999, regardless of when they fall in 1999, will be considered the same.

▶ ADMINISTRATIVE TITLE

Apply (all displays)

Cancel

[Remove](#)



Relationships

Available Property Listing (Content) ☆

Home » Administration » Structure » Views » Available property listing » Edit

⚠ You have unsaved changes.

Displays

Page Feed Tiny Houses Selectable Page Neighborhood Page* + Add

Edit view name/description

Display name: Neighborhood Page

View Neighborhood Page

TITLE

Title: Available Property Listing

FORMAT

Format: Table | Settings

FIELDS

Add

Content: Title (Title)

Content: Property Asking Price (Asking Price)

Content: Property Number Bedrooms (# Bedrooms)

Content: Property Square Footage (Square Feet)

Content: Property Neighborhood (Neighborhood)

FILTER CRITERIA

Add

Content: Publishing status (= Yes)

Content: Type (= Property)

Content: Property Square Footage (exposed)

Content: Property Asking Price (exposed)

Content: Property Number Bedrooms (exposed)

SORT CRITERIA

Add

Content: Property Neighborhood (asc)

Content: Title (asc)

PAGE SETTINGS

Path: /available-property-list...

Menu: No menu

Access: Permission | View published content

HEADER

Add

FOOTER

Add

NO RESULTS BEHAVIOR

Add

PAGER

Use pager: Full | Paged, 5 items

More link: No

ADVANCED

CONTEXTUAL FILTERS

Content: Property Neighborhood

RELATIONSHIPS

Add

EXPOSED FORM

Exposed form in block: No

Exposed form style: Basic | Settings

OTHER

Machine Name: page_4

Administrative comment: None

Use AJAX: No

Hide attachments in summary: No

Contextual links: Shown

Use aggregation: No

Query settings: Settings

Caching: Tag-based

CSS class: None

Save

Cancel



Relationships

Add relationships

For: All displays (except overridden) Search: open Type: - All -

TITLE	CATEGORY	DESCRIPTION
<input type="checkbox"/> Content referenced from field_open_house_property_refere	Content	Appears in: open_house.
<input checked="" type="checkbox"/> Content using field_open_house_property_refere	Content	Relate each Content with a field_open_house_property_refere set to the content.

Selected: Content using field_open_house_property_refere

Apply (all displays) Cancel



Relationships

Configure field: Content: Open House Start

For
This attachment (override) ▼

Appears in: open_house.

Relationship
field_open_house_property_refere ▼

Create a label

Label
Date

Place a colon after the label

Exclude from display
Enable to load this field as hidden. Often used to group fields, or to use as token in another field.

Formatter
Default ▼

Time zone override
- None selected - ▼
The time zone selected here will always be used

Date format
HTML Date (2016-01-15) ▼
Choose a format for displaying the date. Be sure to set a format appropriate for the field, i.e. omitting time for a field that only has a date.

► **STYLE SETTINGS**

► **REWRITE RESULTS**

Apply (this display) **Cancel** [Remove](#)



Relationships

Format: Table | Settings

FIELDS

Add

Content: Title (Address) ←

Content: Property Asking Price (Asking Price)

Content: Property Number Bedrooms (# Bedrooms)

Content: Property Square Footage (Square Feet)

Content: Property Neighborhood (Neighborhood)

Content: Title (Realtor) [hidden] ←

Content: Realtor Phone

FILTER CRITERIA

Add

Content: Publishing status (= Yes)

Content: Type (= Property)



Questions?

Gregg Marshall

gmarshall@vendor-tech.com

<http://drupal.org/u/greggmarshall>

Job Offers

Amanda Marshall

me@amandamarshall.us

<http://drupal.org/u/amarshall>



<http://bit.ly/D8Views>



Community Experience Distilled

Mastering Drupal 8 Views

Accelerate your development process using Drupal 8 views through this advanced, practical guide

Foreword by Jeffrey A. "jam" McGuire - Evangelist, Developer Relations, Acquia

Gregg Marshall

[PACKT] open source*
PUBLISHING